
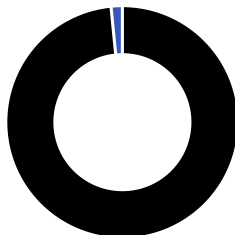



<div>Artea</div>		Gold																
		2025 Q2																
GENERAL INFORMATION																		
Start of operations	2022 07 01	Unit value of investment basket	157,15 EUR															
Net asset value	4 744 316,94 EUR	Management fee	0,70 %															
INVESTMENT STRATEGY																		
The assets are invested in one or more transferable securities, exchange-traded funds, index funds or similar investment objects that track daily fluctuations of gold prices. Proportion of alternative investments may represent up to 30% of the assets. In order to reduce the investment risk in the event of adverse market conditions, part of the assets may be invested in money market instruments, money market funds, deposits with a maturity of 12 months or less.																		
COMMENT																		
Global equity markets have recovered during Q2, with a corresponding reduction in demand for safe haven assets. The gold price in US dollar terms rose by almost 6.0% in Q2, but the US dollar's sharpest depreciation in a decade (-8.0% in 3 months) led to a 2.8% fall in the gold price in euro terms and a 3.1% fall in the price of investment direction's units. Nevertheless, the largest changes in both global equity and gold prices were observed in the first half of the quarter, with the situation becoming more stable thereafter. In parallel, the US dollar has recently started to appreciate against the euro again, which implies a rise in the price of gold when converted into euros.																		
GRAPH SINCE LAUNCH OF THE INVESTMENT BASKET		RETURN ON INVESTMENT IN DIFFERENT PERIODS																
		<table><tr><th></th><th>Investment basket</th><th>Benchmark index*</th></tr><tr><td>2025 Q2</td><td>-3,40 %</td><td>-2,62 %</td></tr><tr><td>Since start of the year</td><td>11,07 %</td><td>11,69 %</td></tr><tr><td>1 year</td><td>27,37 %</td><td>28,82 %</td></tr><tr><td>Since creation</td><td>57,15 %</td><td>62,76 %</td></tr></table> <p>Please note that past results of the investment basket do not guarantee the same results and profitability in the future. Past performance is not a reliable indicator of future performance.</p> <div><div>Risk level of the investment basket:</div><div><div>1</div><div>2</div><div>3</div><div>4</div><div>5</div><div>6</div><div>7</div></div><div>LOWER RISK ← → HIGHER RISK</div></div>			Investment basket	Benchmark index*	2025 Q2	-3,40 %	-2,62 %	Since start of the year	11,07 %	11,69 %	1 year	27,37 %	28,82 %	Since creation	57,15 %	62,76 %
	Investment basket	Benchmark index*																
2025 Q2	-3,40 %	-2,62 %																
Since start of the year	11,07 %	11,69 %																
1 year	27,37 %	28,82 %																
Since creation	57,15 %	62,76 %																
DISTRIBUTION BY ASSET CLASS		GEOGRAPHICAL DISTRIBUTION**																
 <div><div>Other</div><div>Cash and equivalents</div></div> <div>98.8%</div>		 <div><div>Not assigned</div></div> <div>100.0%</div>																

* From November 30, 2023, the composite comparative index is applied:

100,00% LBMA Gold Price PM USD (GOLDLNPM Index) (converted to EUR)

** The geographical distribution is indicated considering the countries of the economic logic of the investments, as well as the investment components of collective investment funds (CIF) and exchange-traded funds (ETF), guided by their reports. If these reports do not specify the investment components of the CIF or ETF, the country of registration of the CIF or ETF is used.

The document contains information about the past results of the investment baskets of UAB Artea Life Insurance (hereinafter - the Company), offered under the unit-linked insurance contract. Investing is associated with risk, the value of investments can both decrease and increase. Past results do not guarantee the same results in the future.

You are responsible for your own investment decisions, so you should thoroughly familiarize yourself with the unit-linked insurance terms and conditions, investment basket rules, pricelist and other important information before making them. These documents and information are available at www.artea.lt/en.

This information cannot be interpreted as a recommendation, instruction or invitation to invest in specific investment baskets and cannot be the basis or part of any subsequent transaction. Although this information has been prepared based on sources believed to be reliable, the Company is not responsible for possible inaccuracies or losses that may be incurred by investors following it.

Largest holdings

Data as of 2025-06-30:

- iShares Physical Gold ETC | IE00B4ND3602 | 98,86%